

Exercise 3.2.2

For the following functions, sketch the Fourier series of $f(x)$ (on the interval $-L \leq x \leq L$) and determine the Fourier coefficients:

$$\begin{array}{ll}
 \text{(a)} & f(x) = x \\
 \text{(b)} & f(x) = e^{-x} \\
 \text{(c)} & f(x) = \sin \frac{\pi x}{L} \\
 \text{(d)} & f(x) = \begin{cases} 0 & x < 0 \\ x & x > 0 \end{cases} \\
 \text{(e)} & f(x) = \begin{cases} 1 & |x| < L/2 \\ 0 & |x| > L/2 \end{cases} \\
 \text{(f)} & f(x) = \begin{cases} 0 & x < 0 \\ 1 & x > 0 \end{cases} \\
 \text{(g)} & f(x) = \begin{cases} 1 & x < 0 \\ 2 & x > 0 \end{cases}
 \end{array}$$

Solution

The Fourier series expansion of $f(x)$, which is defined on $-L \leq x \leq L$ and assumed to be piecewise smooth, is a $2L$ -periodic extension of this function over all of x . Where f is continuous, the expansion is given by

$$f(x) = A_0 + \sum_{n=1}^{\infty} \left(A_n \cos \frac{n\pi x}{L} + B_n \sin \frac{n\pi x}{L} \right),$$

and where there are jump discontinuities, the expansion takes the average value of f : $[f(x-) + f(x+)]/2$. The formulas for the coefficients are

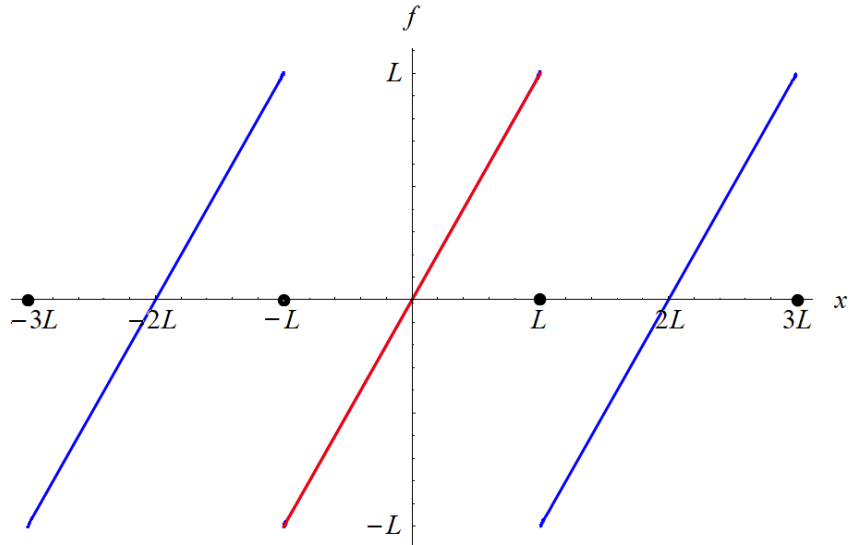
$$\begin{aligned}
 A_0 &= \frac{1}{2L} \int_{-L}^L f(x) dx \\
 A_n &= \frac{1}{L} \int_{-L}^L f(x) \cos \frac{n\pi x}{L} dx \\
 B_n &= \frac{1}{L} \int_{-L}^L f(x) \sin \frac{n\pi x}{L} dx,
 \end{aligned}$$

which are obtained by integrating both sides of the Fourier series expansion and taking advantage of the fact that the sine and cosine functions are orthogonal. In the following parts, $f(x)$ will be in red and the expansion will be in blue.

Part (a)

For $f(x) = x$, the coefficients are

$$\begin{aligned}
 A_0 &= \frac{1}{2L} \int_{-L}^L x dx = 0 \\
 A_n &= \frac{1}{L} \int_{-L}^L x \cos \frac{n\pi x}{L} dx = 0 \\
 B_n &= \frac{1}{L} \int_{-L}^L x \sin \frac{n\pi x}{L} dx = -\frac{2(-1)^n L}{n\pi}.
 \end{aligned}$$



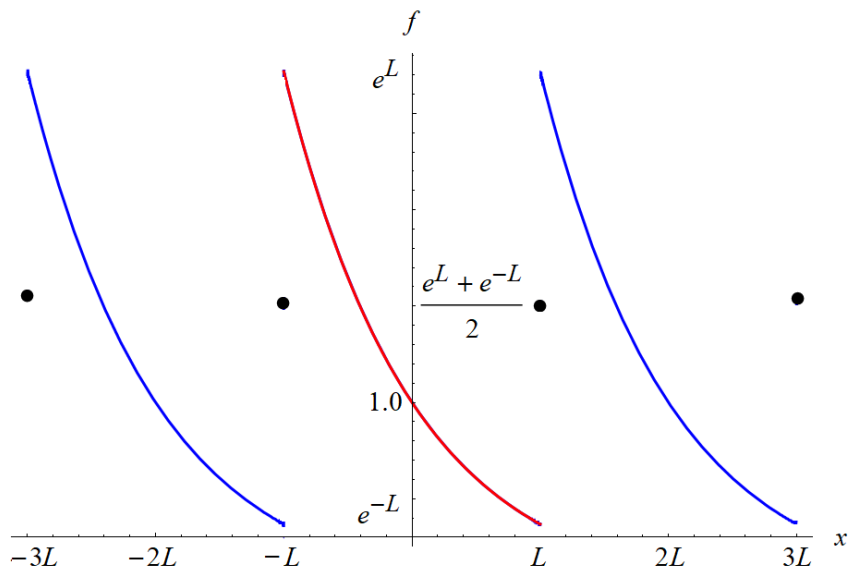
Part (b)

For $f(x) = e^{-x}$, the coefficients are

$$A_0 = \frac{1}{2L} \int_{-L}^L e^{-x} dx = \frac{\sinh L}{L}$$

$$A_n = \frac{1}{L} \int_{-L}^L e^{-x} \cos \frac{n\pi x}{L} dx = \frac{2(-1)^n L \sinh L}{n^2 \pi^2 + L^2}$$

$$B_n = \frac{1}{L} \int_{-L}^L e^{-x} \sin \frac{n\pi x}{L} dx = \frac{2(-1)^n n \pi \sinh L}{n^2 \pi^2 + L^2}.$$



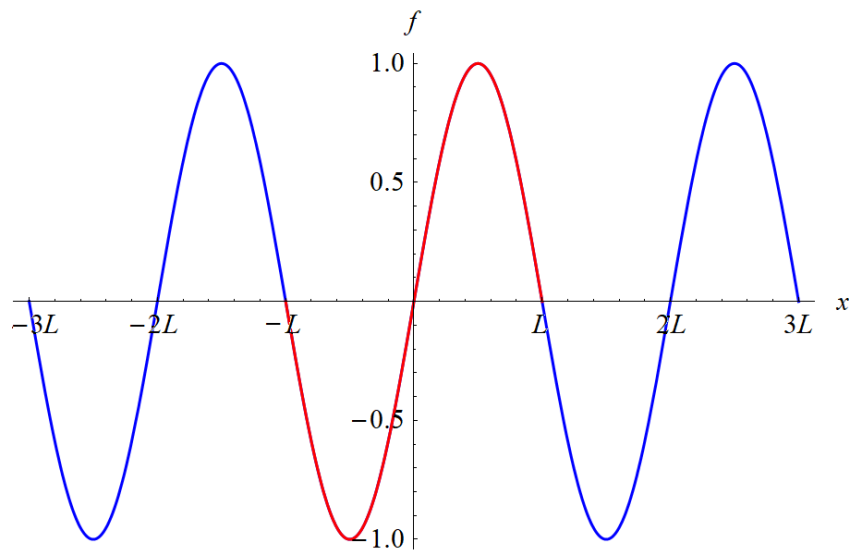
Part (c)

For $f(x) = \sin \frac{\pi x}{L}$, the coefficients are

$$A_0 = \frac{1}{2L} \int_{-L}^L \sin \frac{\pi x}{L} dx = 0$$

$$A_n = \frac{1}{L} \int_{-L}^L \sin \frac{\pi x}{L} \cos \frac{n\pi x}{L} dx = 0$$

$$B_n = \frac{1}{L} \int_{-L}^L \sin \frac{\pi x}{L} \sin \frac{n\pi x}{L} dx = \begin{cases} 0 & \text{if } n \neq 1 \\ 1 & \text{if } n = 1 \end{cases}.$$

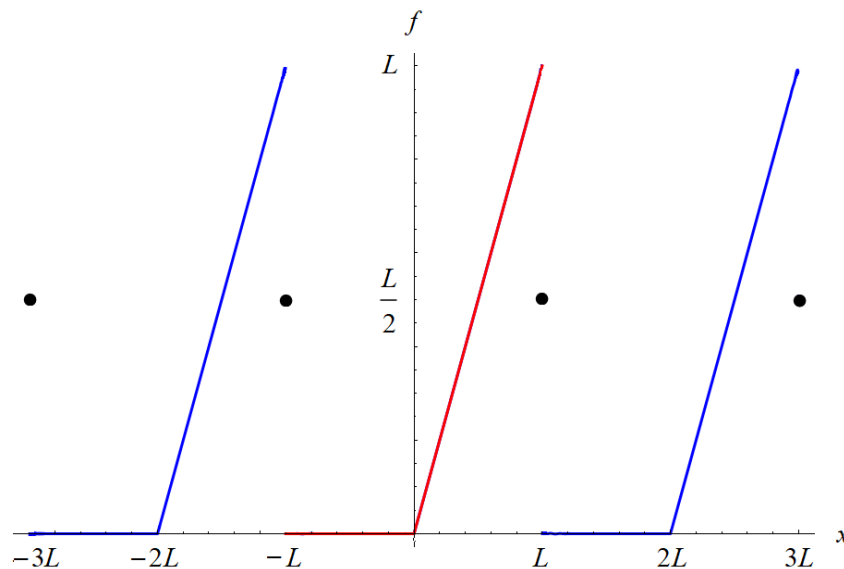
**Part (d)**

For $f(x) = 0$ if $x < 0$ and $f(x) = x$ if $x > 0$, the coefficients are

$$A_0 = \frac{1}{2L} \left(\int_{-L}^0 0 dx + \int_0^L x dx \right) = \frac{L}{4}$$

$$A_n = \frac{1}{L} \left(\int_{-L}^0 0 \cos \frac{n\pi x}{L} dx + \int_0^L x \cos \frac{n\pi x}{L} dx \right) = \frac{[-1 + (-1)^n]L}{n^2\pi^2}$$

$$B_n = \frac{1}{L} \left(\int_{-L}^0 0 \sin \frac{n\pi x}{L} dx + \int_0^L x \sin \frac{n\pi x}{L} dx \right) = -\frac{(-1)^n L}{n\pi}.$$



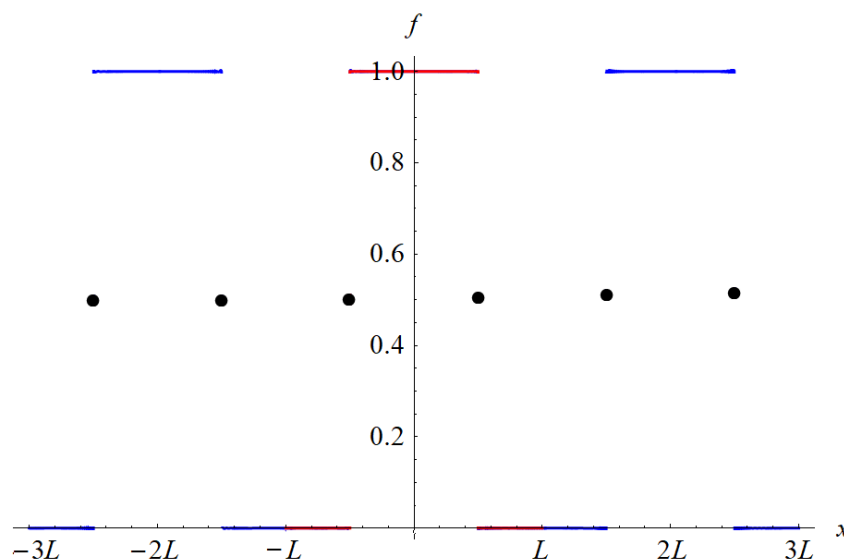
Part (e)

For $f(x) = 1$ if $-L/2 < x < L/2$ and $f(x) = 0$ if $-L < x < -L/2$ and $L/2 < x < L$, the coefficients are

$$A_0 = \frac{1}{2L} \left(\int_{-L}^{-L/2} 0 \, dx + \int_{-L/2}^{L/2} dx + \int_{L/2}^L 0 \, dx \right) = \frac{1}{2}$$

$$A_n = \frac{1}{L} \left(\int_{-L}^{-L/2} 0 \cos \frac{n\pi x}{L} \, dx + \int_{-L/2}^{L/2} \cos \frac{n\pi x}{L} \, dx + \int_{L/2}^L 0 \cos \frac{n\pi x}{L} \, dx \right) = \frac{2}{n\pi} \sin \frac{n\pi}{2}$$

$$B_n = \frac{1}{L} \left(\int_{-L}^{-L/2} 0 \sin \frac{n\pi x}{L} \, dx + \int_{-L/2}^{L/2} \sin \frac{n\pi x}{L} \, dx + \int_{L/2}^L 0 \sin \frac{n\pi x}{L} \, dx \right) = 0.$$



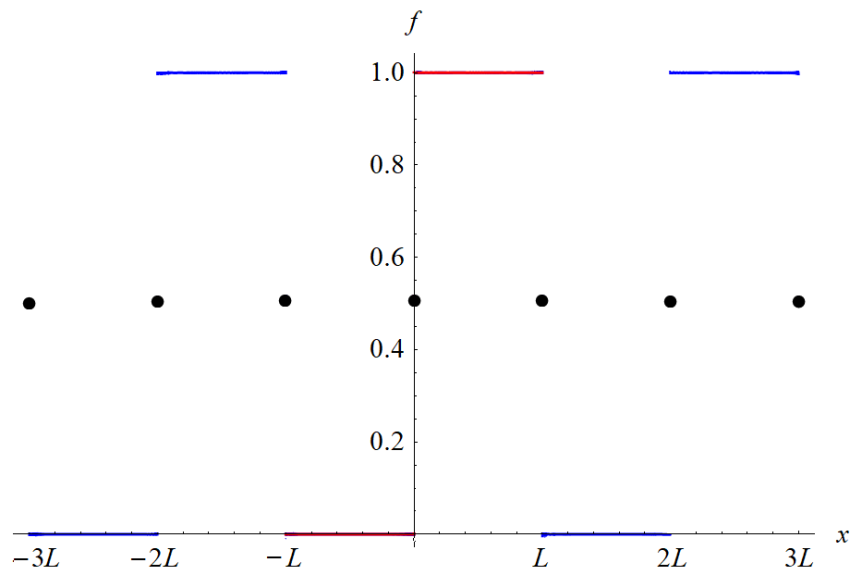
Part (f)

For $f(x) = 0$ if $x < 0$ and $f(x) = 1$ if $x > 0$, the coefficients are

$$A_0 = \frac{1}{2L} \left(\int_{-L}^0 0 \, dx + \int_0^L dx \right) = \frac{1}{2}$$

$$A_n = \frac{1}{L} \left(\int_{-L}^0 0 \cos \frac{n\pi x}{L} \, dx + \int_0^L \cos \frac{n\pi x}{L} \, dx \right) = 0$$

$$B_n = \frac{1}{L} \left(\int_{-L}^0 0 \sin \frac{n\pi x}{L} \, dx + \int_0^L \sin \frac{n\pi x}{L} \, dx \right) = \frac{1 - (-1)^n}{n\pi}.$$

**Part (g)**

For $f(x) = 1$ if $x < 0$ and $f(x) = 2$ if $x > 0$, the coefficients are

$$A_0 = \frac{1}{2L} \left(\int_{-L}^0 dx + \int_0^L 2 \, dx \right) = \frac{3}{2}$$

$$A_n = \frac{1}{L} \left(\int_{-L}^0 \cos \frac{n\pi x}{L} \, dx + \int_0^L 2 \cos \frac{n\pi x}{L} \, dx \right) = 0$$

$$B_n = \frac{1}{L} \left(\int_{-L}^0 \sin \frac{n\pi x}{L} \, dx + \int_0^L 2 \sin \frac{n\pi x}{L} \, dx \right) = \frac{1 - (-1)^n}{n\pi}.$$

