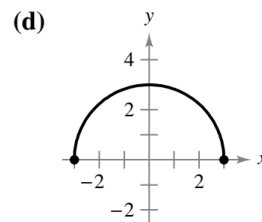
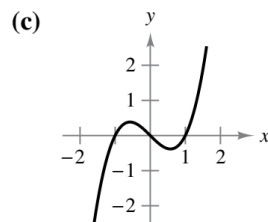
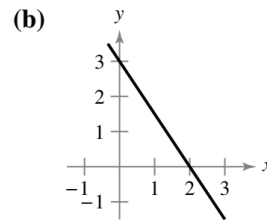
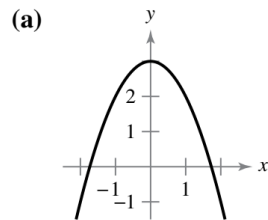


Exercise 5

In Exercises 3–6, match the equation with its graph. [The graphs are labeled (a), (b), (c), and (d).]



$$y = 3 - x^2$$

Solution

This is the graph of a parabola opening downward because of the minus sign.

